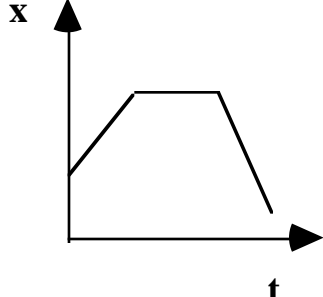
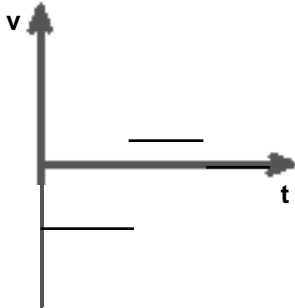
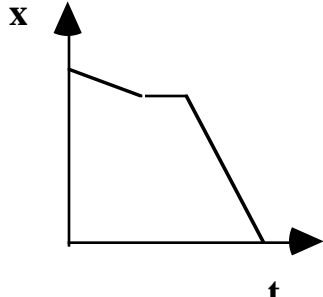
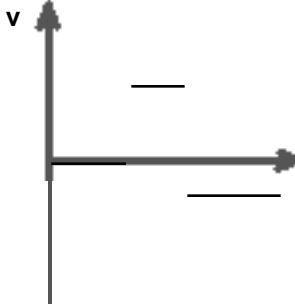
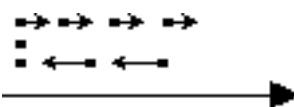
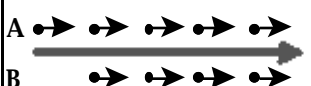


UNIT II: Worksheet 5

| x vs t Graph | v vs t Graph | Written Description | Motion Map |
|---|---|---------------------|------------|
|  | | | |
| |  | | |
|  | | | |
| |  | | |

| | | | |
|--|--|---|---|
| | | <p>Object moves with constant positive velocity for 4 seconds. Then, it stops for 2 seconds and returns to the initial position in 2 seconds.</p> | |
| | | |  |
| | | <p>Object A starts 10m to the right of the origin and moves to the left at 2 m/s. Object B starts at the origin and moves to the right at 3m/s.</p> | |
| | | |  |